

Bernina World of Sewing
Raleigh NC

This is, simply, a listing of what classes are shown via the “Classes” pages of our Website as of May 22, 2017. Although not a “Newsletter” as such, some of you prefer to print off information such as follows – and, this basic file is aimed at assisting you in doing that.

We look forward to seeing you at one of our classes and in our store.

Regards,
Webmaster at Bernina World of Sewing

Upcoming Classes

Make certain that you pay attention to the store’s Website and eMails. That is your best source of information class and event –wise at our store. We look forward to seeing you, and working with you as your projects evolve.

Please be aware that the IN-STORE Calendar is the only official calendar!
Don't hesitate to call the store (919 782 2945) or, of course, stop by the store - for the latest information.

If you have any questions or otherwise, please:
send mail to: Classes at Bernina World of Sewing Dot Com

[Kids Camp 2017](#)

[Beginning Sewing](#)
(Including Kids Sewing)



[Accessories](#)













[Quilting](#)





Upcoming Classes








June, 2017						
Sunday	Monday	Tuesday	Wednesday	Thursday	Friday	Saturday
				1 Bernina Club and Saturday Sampler	2 Bernina Club and Saturday Sampler	3 Bernina Club and Saturday Sampler
4	5	6 Intro to Free Motion 10:00am-1:00pm (Morning Class)	7 Design Workshop (Part 2) I 10:00am-1:00pm (Morning Session) Continue working on YOUR Piece, Designed by YOU with Sonja's help.	8	9 Lecture/Trunk Show: All Scrapped Out! 6:00pm (Evening Lecture) by Penni Domikis	10 Workshop: Nested Petal Applique 10:00am - 4:00pm (Full-day Workshop)
11 English Paper Piecing with Templates 1:00 - 4:00pm (Afternoon Workshop)	12 BERNINA Kids' Camp 2017 10:00am-2:30pm (Mid-Day Session)	13 BERNINA Kids' Camp 2017 10:00am-2:30pm (Mid-Day Session)	14 EZ Breezy Summer Girl Tote 10:00am-4:00pm (Full-Day Class)	15	16	17 No Fear Free-Motion Quilting 10:00-1:00pm (Morning Class)
	Evening Gathering 2017 - Modern Neutrals 5:00-9:00pm (Evening Session)					 

	 <p>Note: You must be pre-signed-up to attend a Gathering session.</p>					
18	19	<p>20 Morning Gathering 2017 - Modern Neutrals 10:00am-4:00pm (Day Session)</p>  <p>Note: You must be pre-signed-up to attend a Gathering session.</p>	<p>21 North-South Bound I 6:00-9:00pm (Evening Session)</p> 	<p>22 Color Sense with Annie Smith I 10:00-4:00pm (Full-Day Session)</p> 	<p>23 Color Sense with Annie Smith II 10:00-4:00pm (Full-Day Session)</p>	<p>24 Posh Pet Portraits 10:00-4:00pm (Full-Day Class)</p> 
25	26	<p>27 North-South Bound I 10:00am-1:00pm (Morning Session)</p> 	<p>28 North-South Bound II 6:00-9:00pm (Evening Session)</p>	29	30	

July, 2017						
Sunday	Monday	Tuesday	Wednesday	Thursday	Friday	Saturday
						1
2	3	4	5 Design Workshop (Part 2) II 10:00am-1:00pm (Morning Session) Continue working on YOUR Piece, Designed by YOU with Sonja's help.	6	7	8
9	10 Evening Gathering 2017 - Modern Neutrals 5:00-9:00pm (Evening Session)  Note: You must be pre-signed-up to attend a Gathering session.	11 North-South Bound II 10:00am-1:00pm (Morning Session) <hr/> Block Party 2017 6:00pm	12 North-South Bound III 6:00-9:00pm (Evening Session)	13 Dog Days of Summer I 10:00am-1:00pm (Morning Session)	14	15
16	17	18 Morning Gathering 2017 - Modern Neutrals 10:00am-4:00pm (Day Session)	19	20	21	22

		 <p>Note: You must be pre-signed-up to attend a Gathering session.</p>				
23	24	25 <u>North-South Bound III</u> <u>10:00am-1:00pm</u> <u>(Morning Session)</u>	26	27 <u>Dog Days of Summer II</u> <u>10:00am-1:00pm</u> <u>(Morning Session)</u>	28	29
30	31					

August, 2017						
Sunday	Monday	Tuesday	Wednesday	Thursday	Friday	Saturday
		<p>1 Gelato I 10:00am-1:00pm (Morning Session)</p>  <p>Block Party 2017 6:00pm</p>	<p>2 Design Workshop (Part 2) III 10:00am-1:00pm (Morning Session) Continue working on YOUR Piece, Designed by YOU with Sonja's help.</p>	<p>3 Bernina Club and Saturday Sampler</p>	<p>4 Bernina Club and Saturday Sampler</p>	<p>5 Bernina Club and Saturday Sampler</p>
6	7	<p>8 Gelato II 10:00am-1:00pm (Morning Session)</p> <p>Animal Collage Quilts I 6:00am-9:00pm (Evening Session)</p>	<p>9 Gelato I 6:00-9:00pm (Evening Session)</p> 	10	<p>11 My Kinda Town I 10:00am-1:00pm (Morning Session)</p>	<p>12 Beginner's Start to Finish I & II 10:00am-4:30pm (All-Day Sessions)</p> 
13	<p>14 Evening Gathering 2017 - Modern Neutrals 5:00-9:00pm (Evening Session)</p>  <p>Note: You must be pre-</p>	<p>15 Morning Gathering 2017 - Modern Neutrals 10:00am-4:00pm (Day Session)</p>  <p>Note: You must be pre-</p>	<p>16 Gelato II 6:00-9:00pm (Evening Session)</p>	17	18	<p>19 Beginner's Start to Finish III & IV 10:00am-4:30pm (All-Day Sessions)</p>

	signed-up to attend a Gathering session.	signed-up to attend a Gathering session.				
20	21	22 Gelato III 10:00am-1:00pm (Morning Session)	23 Gelato III 6:00-9:00pm (Evening Session)	24	25 My Kinda Town II 10:00am-1:00pm (Morning Session)	26
		Animal Collage Quilts II 6:00am-9:00pm (Evening Session)				
27	28	29	30	31		

Any questions or comments, please: [send mail to: Classes at Bernina World of Sewing](#)

Classes Kids Sewing

Make certain that you pay attention to the store's Website and eMails.

BERNINA Kids' Camp 2017 \$80
Instructor: Nancy Glasgow

Cxxxxx Monday and Tuesday	Monday June 12, Tues. June 13 2016	10:00Am-2:30Pm (Mid-Day class)
------------------------------	---------------------------------------	-----------------------------------

This two-day class for "tweens" and "teens" is a great way to make some new friends while learning to sew. Learn how to thread the machine and wind the bobbin, sew straight lines and curves, and use some new sewing techniques. We will be using several kits to create some neat projects to carry home. (a "one of a kind - you create it" pillow, a small zippered bag for all your favorite stuff, ear buds carrier, a personalized mug rug, and a phone charger depot.

PATTERN NEEDED: Snap Happy bag pattern, the Bendy Bag pattern

Boys and Girls Ages: 8 -to- 16 years old.

Skill level - Beginner.

Classes Beginning Sewing

Make certain that you pay attention to the store's Website and eMails.

Just The Two of Us \$30 per pair, each session "Kids Sewing"

Note: Each class, below, is separate and \$30 is for two persons per class. Some classes require a pattern to be purchased.

Instructor: Nancy Glasgow

New to sewing? Come join the fun one Friday evening each month. This class is set up for you and a friend, or Mom-daughter, grandmother-granddaughter or maybe Dad and son! Just the two of you sit side by side learning to use the sewing machine while creating some neat projects.

Skill level: Beginner, ages 8 and up.

Examples of Previous Projects



CL-JUST2
Friday

Check for next
date.

6:00-9:00Pm (Evening
class)

Some Project...
Skill level: Beginner, ages 8
and up.

Classes Accessories

Make certain that you pay attention to the store's Website and eMails.

EZ BREEZY Summer Girl Tote \$45 (plus pattern)

Instructor: Linda Anderson

CL-xxxx	Wednesday,	10:00Am
Wednesday	June 14,	–
	2017	4:00Pm
		(Full-day Class)

Tote Size



A roomy shoulder bag that features several pockets inside and out. Exterior zippered closure ensures your belongings remain secure while you are out and about. Get ready for all the compliments you will get when friends and family see you with this bag.

Pattern needed: EZ Breezy Summer Girl Tote by Janine Babich Design

Skill level - Beginner and up

Classes
Quilting

Make certain that you pay attention to the store's Website and eMails.

Upcoming classes are being added here as information becomes available. Stay tuned for updates. Thank you!

Beginners—Start to Finish \$80

Instructor: Sonja Shogren

		10:00A
CL-	Augu	m-
begstart	st 12,	4:30Pm
Saturday(19	(Full-
s)	2017	Day
		class)

There will not be a Wednesday Evening Beginners—Start to Finish class this Summer 2017.

If you always have wanted to learn how to make a quilt - come and join us for four relaxing Tuesday mornings - or, two relaxing Saturdays.

This class will teach you how to make a quilt from start to finish, including straight-line machine quilting and finishing the quilt with a binding. This is a true beginner's class.

This is an ideal class for "busy" people -- almost no homework! Also, a good class for a young person who is experimenting to see if he/she enjoys sewing.

Note: This class requires that you have a sewing machine, at home, for any necessary homework.

Skill level - Beginner

Approx. 39" x 42"
(Class Sample)



(Recent Student's Pieces)



North-South Bound \$90

Instructor: Sonja Shogren

	Jun	
	e	10:00A
CL-north-	27,	m-
south	July	1:00Pm
Tuesday(s)	11,	(Mornin
	25	g class)
	201	
	7	

	Jun	
	e	6:00-
CL-north-	21,	9:00Pm
south	28,	(Evenin
Wednesday	July	g class)
(s)	12	
	201	
	7	

44"x65"
(Class Sample)



(A Previous Class Student's Pieces after Final Session)



You could design your own quilt - or, you might adopt the class sample. We make the quilt using three different blocks - using lots of colors, offering you flexibility while allowing you to challenge your imagination!

Skill level - Advanced Beginner and Above

Gelato \$90

Instructor: Sonja Shogren

CL-xxxx Tuesday(s)	August 1, 8, 22 2017	10:00Am- 1:00Pm (Morning class)
-----------------------	-------------------------------	--

CL-Gelato Wednesday(s)	August 9, 16, 30 2017	6:00- 9:00Pm (Evening class)
---------------------------	--------------------------------	---------------------------------------

46"x46"
(Class Sample)



The pattern is fascinating to me and, even better: It is not complicated to sew. I chose for the class sample the Ombre fabric *Gelato*. Colorful florals or batiks would be great, as well. Come and see how your creation magically falls into place. (Homework is required).

Skill level - Advanced Beginner and Above

Design Workshop (Part-2) \$30

Instructor: Sonja Shogren

CL- DESIGNWS Wednesday(s)	June 7, July 5, August 2, September 6 2017	10:00Am- 1:00Pm (Morning class)
---------------------------------	---	--

**Your Piece Will Be
Designed by YOU with
My Help!**



We continue working on a "contemporary" quilt that uses traditional quilt blocks. Lots of homework..... This class is not for beginners.

Skill level - Intermediate and above

Dog Days of Summer \$55 plus pattern

Instructor: Debi Balogh

CL-xxxx	July	10:00Am-
Thursday(s)	13, 27	1:00Pm
	2017	(Morning class)

Another beautiful art quilt by McKenny Ryan. You can choose to do just one block or the entire quilt. Her applique captures the beauty of nature and animals. It is a simple, raw edge applique with easy to follow patterns.

This is for all skill levels.

Pattern: "Dog Days of Summer " by McKenna Ryan

Skill level - Beginner and Above

My Kinda Town \$55 plus pattern

Instructor: Debi Balogh

CL-xxxx	August 11, 25	10:00Am-1:00Pm (Morning
Friday(s)	2017	class)

This is an exciting paper piecing project! You can choose to do just one block for a cute wall-hanging or do the entire quilt! Left over assorted scraps and assorted background fabrics can be used in this quilt. This is a project for all quilters. Pattern: "My Kinda Town" by Peggy Larsen

Skill level - Beginner and Above

Animal Collage Quilts \$55 plus pattern

Instructor: Debi Balogh

CL-xxxx	August 8,	6:00-9:00Pm
Tuesday(s)	22 2017	(Evening class)

These are wonderful animal collage art quilts created from patterns designed by Laura Heine. No two will look alike! Pick your favorite out (if the store doesn't have your pattern they can order it) and it will be made by fussy cutting flowers, leaves, paisleys, butterflies, bird or whatever you want to use in them!

Pattern: (Of your choice) by Laura Heine

Skill level - Beginner and Above

Intro to Free Motion \$30

Instructor: Sue Miskovic

CL-xxx	May 21,	1:30 – 4:30 PM
Sunday	2017	(Afternoon class)
CL-xxx	June 6,	10:00am – 1:00 PM
Tuesday	2017	(Morning class)

Don't let the idea of free motion quilting scare you. Working on a pre-printed panel makes it easy to get started stitching while learning multiple design elements.

Skill level - Check with the store

No Fear Free-Motion Quilting \$30

Instructor: Sandy Fitzpartick

CL-	Jun	10:00A
FMQ	e	M –
Saturda	17,	1:00
y	201	PM
	7	(Mornin
		g class)



Are you tired of stitching in the ditch and straight line quilting? Expand your horizons with free-motion quilting.

Whether you are just a beginner or need more design options, join us for this fun and exciting class.

Sandy will bring lots of quilts and give you the information and courage to try this fun and easy way of quilting.

Skill level - All levels welcome

Color Sense with Annie Smith \$125

Instructor: Annie Smith

CL-xxxx	June	10:00AM –
Thursday	22, 23	4:00 PM
and Friday	2017	(Full-Day
		class)

Every quilter thinks that they have a problem with color – when in fact, they need to know more about fabric. Learn exactly what draws the eye to interesting designs and patterns in quilts to give them life. We discuss keys to effective fabric selection in this workshop, apply hands-on design exercises, and make a quilt applying everything you learn.

The first day is Building Your Color Sense, a no-sew, hands-on workshop with a slide show about quilts and color standards, a hands-on demo where we play with fabric, and build paste-ups from your stash. You will apply design rules to choose fabrics for quilts, enhancing your own color and fabric intuition. You will create a resource binder that you will use again and again.

The second day, you compose an eye-popping quilt using a single block pattern and ten fat-quarters! The block used for this exercise is a magical block that changes design based on where you place your fabrics. Each block is unique and can't be repeated! You will also learn precision piecing, using one little essential notion.

Skill level - Check with the store



Lecture/Trunk Show and Workshops with Penni Domikis \$99 (If sign up for all three parts)

Instructor: Penni Domikis

CL-xxxx Part 1: Lecture - All Scrapped Out! \$15 Friday	June 9 2017	6:00pm (Evening Lecture)
CL-xxxx Part 2: Workshop - Nested Petal Applique \$60 Saturday	June 10 2017	10:00am - 4:00pm (Full- day Workshop)
CL-xxxx Part 3: Workshop - English Paper Piecing with Templates \$50 Saturday	June 11 2017	1:00 - 4:00pm (Afternoon Workshop)

Lecture/Trunk Show and Workshops with Penni Domikis owner of Cabin in the Woods

Lecture/Trunk Show: All Scrapped Out! June 9 2017 6:00pm
(Evening Lecture) \$15

Penni will demonstration of how to make a masterpiece out of your unruly collection of scraps. She will show you how to step away from the cutting table and ironing board and just begin sewing. There's no need to purchase special rulers, no need to cut into your stash of yardage...you will use your scraps and turn them into something spectacular.

Skill level - All

Workshop: Nested Petal Applique June 10 2017 10:00am - 4:00pm (Full-day Workshop) \$60

Penni will demonstration of how to make a masterpiece out of your unruly collection of scraps. She will show you how to step away from the cutting table and ironing board and just begin sewing. There's no need to purchase special rulers, no need to cut into your stash of yardage...you will use your scraps and turn them into something spectacular.

Skill level - All



English Paper Piecing with Templates June 11 2017 1:00 - 4:00pm
(Afternoon Workshop) \$50



With this fabulous line of English Piecing Templates you can create lots of designs. You can actual make something you can finish. You will learn to improve your stitching skills and test our the best templates on the market. Learn this portable method of hand quilting while making a masterpiece.

Skill level - All

Posh Pet Portraits \$140

Instructor: Roxane Lessa

CL-xxxx	June	10:00AM –
Saturday	24	4:00 PM
	2017	(Full-Day class)



Let Roxane help you turn a photo of your favorite pet into a beguiling art quilt using easy, fused, raw edge applique, and free motion quilting. These make great gifts for family members too! After learning this technique, you can also make landscapes and other types of art quilts!

Skill level - Beginner
